

Example Y4 timetable

Suggested timings	Suggested activities Click on the hyperlinks to go straight to a useful website
Before 8:30am	Wake up Get washed and dressed Eat breakfast Clean teeth
8:30am – 9:00am	Morning Activity (pick a different activity each day from the following options) <ul style="list-style-type: none"> - <u>Spellings</u> (1 of the year 3 and 4 wordsearches) - Handwriting (complete a page from the handwriting year 3 and 4 words) - Timestables https://www.timestables.co.uk/multiplication-tables-check/ https://play.ttrockstars.com/
9:00 am – 9:30am	Mindfulness <ul style="list-style-type: none"> - Colouring (mindfulness colouring in packs) - Yoga (cosmic kids on youtube) - Gardening - Cooking
9:15am – 10:00am	Maths Please complete column addition, subtraction or multiplication questions from the pack. Visit www.twinkl.co.uk for more sheets Powerpoints sent through from teachers if break is extended
BREAK and SNACKTIME	
10:30am – 11:15am	English <u>Writing</u> Diary of what you are doing with your time – update daily. Fronted adverbials worksheet. <u>Spelling</u> https://spellingframe.co.uk/ http://www.pobble365.com/ https://learn.nessy.com Powerpoints sent through from teachers if break is extended.
11:15am – 12:00pm	Creative time <ul style="list-style-type: none"> - Lego, crafts, cooking, art, music, puzzles etc.
12:00pm – 1:00pm	Lunch time and Exercise time <ul style="list-style-type: none"> - Go Noodle - Trampolining, jogging on the spot, bike riding.
1:00pm – 2:00pm	Project based work Monday – Science https://www.bbc.co.uk/bitesize/clips/ztbw2p3 Complete work from the pack. Tuesday – RE

	<p>Complete work from the pack</p> <p>Wednesday – Topic/Geography/History</p> <p>Complete work from the pack</p> <p>Anglo saxon project – research ready for next term.</p> <p>https://www.bbc.co.uk/bitesize/topics/zxsbcdm</p> <p>Thursday – Music</p> <p>Listen to artists and identify musical instruments you can hear</p> <p>https://www.letsplaykidsmusic.com/free-resources/</p> <p>Practise recorders/other music instruments</p> <p>Friday – PSHE</p> <p>Complete work from the pack</p>
2:00pm – 2:30pm	<p>Reading</p> <p>-Children are expected to read daily for 30 minutes.</p> <p>Reading comprehensions may be completed from the pack.</p> <p>See www.twinkl.co.uk for more reading comprehensions.</p> <p>Please ask your child questions after they have read to check their understanding. Year 4 are working particularly hard on inference questions. See question stems below for help.</p>

Phase 2 questions

Look

What do these words mean?

Who was the key character?

Recall the main events for...

Who spoke to...?

Which words describe...?

List 3 words to describe...

How many...?




What happened after...?

Can you find a synonym/antonym for?

What do we know about?

How did ... happen?

What examples can you find...?

Phase 2 questions

Clue

What do you think was meant by...?

Why does ... react in this way?

What are some of the problems of?

Why did ...?



Describe the relationship between...

What were the motives behind...?

What does the structure of the paragraph/sentence/text suggest?

Why is ... significant?

What do we learn about...?

What evidence can you find to support...?



How did the writer show/use/portray...?

What was the theme of this book? How do you know?

Based on what you know, who is your favourite character?

What does the writer want us to feel about...?

twinkl

Phase 2 questions

Think

Can you make links between...?

Do you think ... is a good person?

Which character in the book would you choose for a friend? Why?

If you were the main character, how would you have reacted to...?

How would you organise ... to show ...?

Which character is your most/least favourite character and why?

Do you like the way the story ended? Why?

What would happen if...?

Which ... is the most powerful?

Using the evidence in the text, what do you think about...?

If you could only save one character from the book in the event of a disaster, which one would it be and why?



twinkl

