

# Maths Workshop

Karen Baker, Katy Dawson and Jess Foley

# Maths



Your child will complete a maths lesson and a fluency session every day.

## Maths Lesson:


- We follow white rose timetable.
- Each lesson is made of three steps: do it, secure it, deepen it.

## Fluency Session

- Takes place in the afternoon and is a chance to practise previously learnt skills.

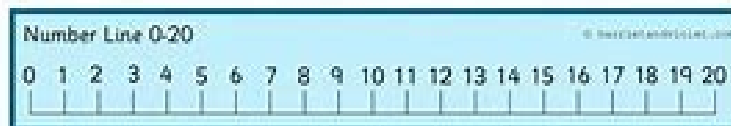
## Number – Place Value

- Children need to recognise numbers to 100, and be able to write them as numbers and words.
- Children to learn numbers are made up of tens and ones.
- Count in 2, 3, 5 and 10's.
- Use  $<$   $>$   $=$  to compare numbers.



## Number – Addition/Subtraction

- Quick recall of number bonds to 20 and learn number bonds to 100
- Adding and subtracting using two digit numbers (column addition, number line, 100 square)
- Missing number problems e.g.  $8 + ? = 15$
- Understand addition is the opposite to subtraction.




	+	-	x	÷	=				
1	2	3	4	5	6	7	8	9	10
11	12	13	14	15	16	17	18	19	20
21	22	23	24	25	26	27	28	29	30
31	32	33	34	35	36	37	38	39	40
41	42	43	44	45	46	47	48	49	50
51	52	53	54	55	56	57	58	59	60
61	62	63	64	65	66	67	68	69	70
71	72	73	74	75	76	77	78	79	80
81	82	83	84	85	86	87	88	89	90
91	92	93	94	95	96	97	98	99	100

## Number – Multiplication/Division

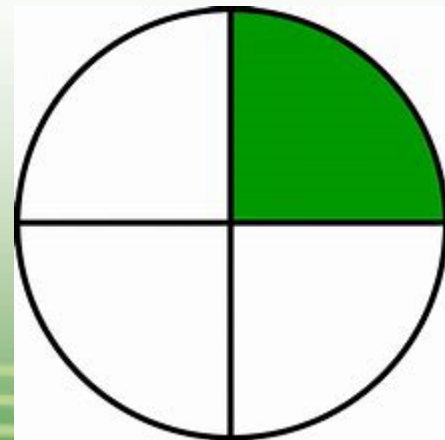
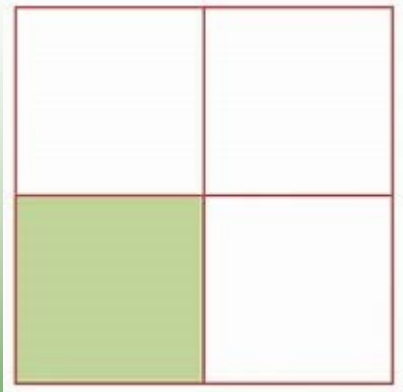
- 2, 5 and 10 times table. Starting with arrays as a visual representation.
- Learn that multiplying can be done in any order but this rule does not apply to division.
- Solve word problems, these might involve the language share, lots of or groups of.

What is  $5 \times 3$ ?




## Number – Fractions

- Learn about halves, thirds and quarters.
- Identify a fraction of a shape, e.g.  $\frac{1}{4}$  of a square.
- Find a fraction of a number e.g.  $\frac{1}{4}$  of 8
- Recognise equivalent fractions.



## Measurement

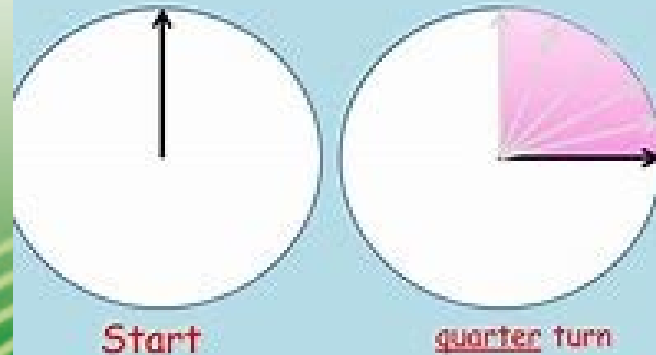
- Learn correct units for mass (g/kg), capacity (ml/l) temperature ( $^{\circ}\text{C}$ ) and length or height (mm/cm/m).
- Compare measurements using  $<$  and  $>$
- Telling the time to 5 minutes
- How many seconds in a minute, minutes in an hour and hours in a day.
- Solve money problems and give change.



## Shape, Position and Direction

- 2D (flat) and 3D (fat) shapes
- Describing shapes: 2D – sides and corners and 3D – edges, vertices and faces
- Symmetry
- Clockwise and anticlockwise, quarter and three quarter turns

I recognise quarter turns.





# Support from home



Practise number bonds to 20 and 100

Practise times tables, and counting in 2, 5, 10's

Use money – buy things from the shops, different ways you can pay and work out how much change you should get.

Talk about the time and take notice of clocks, how long it has taken you to do something, what the time will be in half an hour.

Practise navigating your way round, can your child give you directions using positional and directional language.

# Useful links



[www.topmarks.com](http://www.topmarks.com)

Education City

[www.bbc.co.uk/schools](http://www.bbc.co.uk/schools)

[www.coolmath4kids.com](http://www.coolmath4kids.com)

# Questions

